


The NorAcon climbing trolley, NORLIFT, has the ability to traverse both vertically and horizontally on the NP01 track. This means that the track can follow the shapes and the design of the building, and the trolley can move accordingly both up and down and through narrow curves. Using the NORLIFT and the NP01 track, it is possible to provide efficient access for most buildings.

NORLIFT CLIMBING TROLLEY NL01 E

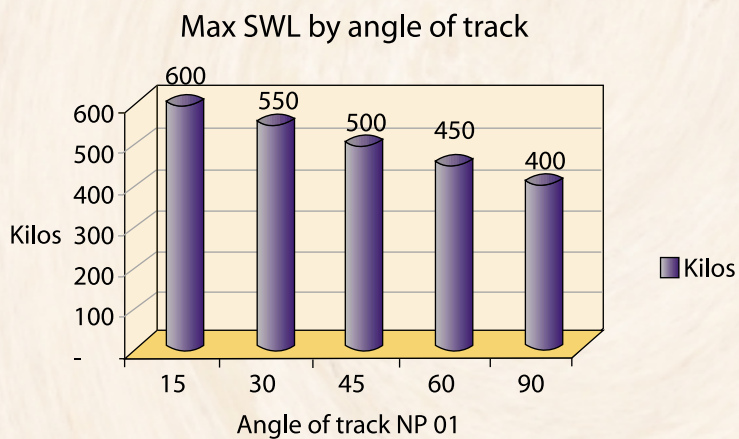
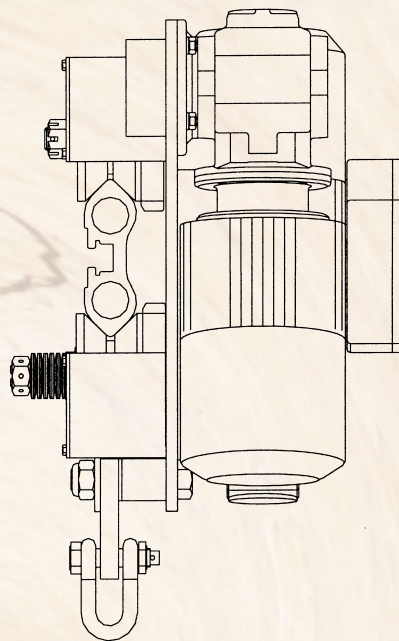
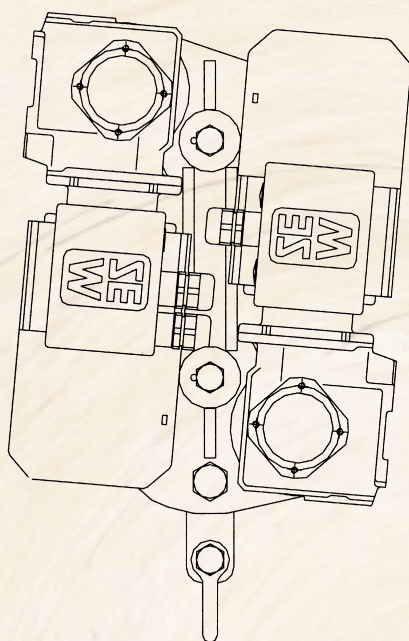
The NORLIFT is equipped with two powerful SEW electrical motors. The latest model is equipped with a secondary safety device system that will prevent unintentional movement in case of failure of the drive system. This is according to the standing EN 1808 regulations. With this safety system installed, the trolley is CE approved.

Technical data:

- ◆ traversing speed - 6 meter per minute
- ◆ engine data - 2 X SEW ENGINES
- ◆ 230-400 V 50 Hz
- ◆ 0,37 kW per engine
- ◆ weight - 55 kg
- ◆ separate secondary device system
- ◆ SWL - 600 kg (horizontally)
- ◆ level of protection - IP class 55 or 56



NORLIFT CLIMBING TROLLEY NL01 E



The Norlift from NorAcon makes easy access even easier.



NORACON AS

Sofiemyrveien 6 • N-1412 Sofiemyr • Norway
 Tel. 0047 66 99 56 50 • Fax. 0047 66 99 56 51 • E-mail: noracon@noracon.com • www.noracon.com